

**EAST
YORK
EAST
TORONTO
FAMILY
RESOURCES
COMMUNITY
REPORT
2022**

Welcome



Welcome to our 2022 Community Report!

In 2022, EYET celebrated a full re-opening of all EYET program sites after two years of COVID-19 pandemic disruption. We learned from the pandemic and adjusted service delivery models to include a mix of in-person, virtual and remote service activities.. Elsewhere in this Report, we invite you to explore how and to what extent this impacted on both the agency and community outcomes this past year.

Reflecting on our achievements in 2022, we sincerely thank our staff members for their important contributions to the above noted effort. We are so very proud of our diverse frontline workforce and leadership for their continued support of our Mission, their professionalism and their daily commitment to meeting the needs of our clients.

In 2022, we dedicated significant time and resources to the renewal of a multi-year agency strategic plan. The goals and objectives of this new plan are already in evidence across the agency and in the “go forward” work we will undertake in east end communities over the next few years. Many thanks to the Board of Directors for its leadership on this project and to all who participated in the process. Please [click here](#) for more information about the EYET Strategic Plan (2022-2025).

We are thankful for the many community partnerships that were strengthened or newly cultivated this past year. Our ability to leverage important community outcomes and build organizational capacity for EYET would not be possible without these relationships. We also wish to thank the City of Toronto, Ontario Ministry of Education, Immigrant Refugees and Citizenship Canada and the Public Health Agency of Canada for their ongoing funding, regulatory guidance and long-term strategic commitment to EYET over the years. A quick glance at the last page of this report provides a more detailed list of our partners and collaborators.

We're excited to share our 2022 story with the community and our stakeholders. Thanks for your interest – and belief – in our important community work.

Respectfully,

Dan Ahmed
President

Caroline Ball
Executive Director

By the numbers

Housing Programs

4,000

Housing materials e-distributed to housing resource professionals, volunteers and community organizations to support homelessness reduction

4,400

Requests for housing services & resources

7,200

Hours of housing services provided

520

Housing & homelessness professionals trained across the city

600

Hours of professional training provided

By the numbers



EarlyON Child & Family Centres

5,913

Clients served

13,934

Client visits

1,696 Children served
in-person

5,957 Children visited
in-person

1,665 Adults served
in-person

5,425 Adults visited
in-person

2,552 Children & adults served
& visited virtually

2,730

In-person service hours

702

Virtual service hours

86%

In-person program participation
growth year over year

By the numbers

Prenatal Program

650+

Resource hours from partner agencies
to support program delivery

67

Prenatal clients

28

Healthy full-term births

178

Hours of in-person programming

52

Hours of virtual
programming

By the numbers

Newcomer Programs

85

Newcomer parents supported with kindergarten registration at **3** different community schools

65

Children actively participated in **4** different school readiness programs

225

Hours of in-person programming to **70** parents

50

Hours of virtual networking sessions

4

In-person activity sessions held

75

Families engaged through **30** scheduled sessions

By the numbers

Licensed Child Care

11,474

Hours of quality care & early learning

443

Children enrolled in licensed child care

21

infants

59

toddlers

124

preschoolers

132

kindergarteners

107

school-age

Financials

Statement of combined Revenues and Expenditures for the January - December 2022

REVENUE	2022	% Total	2021
Federal	189,874	3.0	158,902
Provincial	155,349	2.5	121,889
Municipal	4,275,489	76.0	3,615,429
Fee for Service	804,424	14.0	515,343
Other Income	19,628	0.5	47,369
Federal COVID-19 Subsidies	210,442	4.0	1,155,116
	5,655,206	100	5,614,048

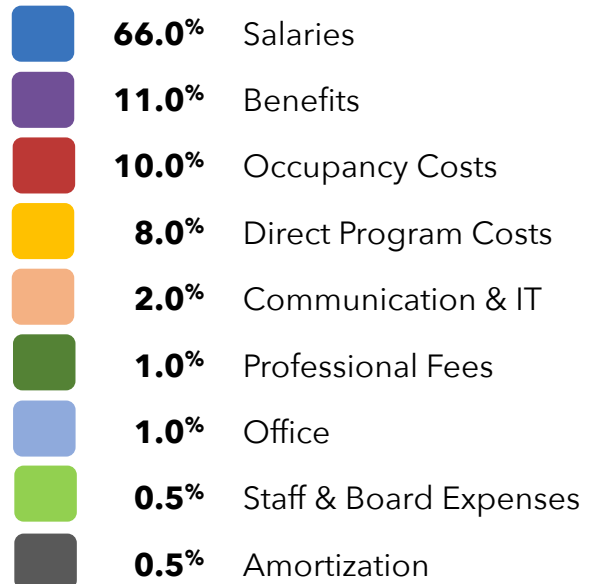
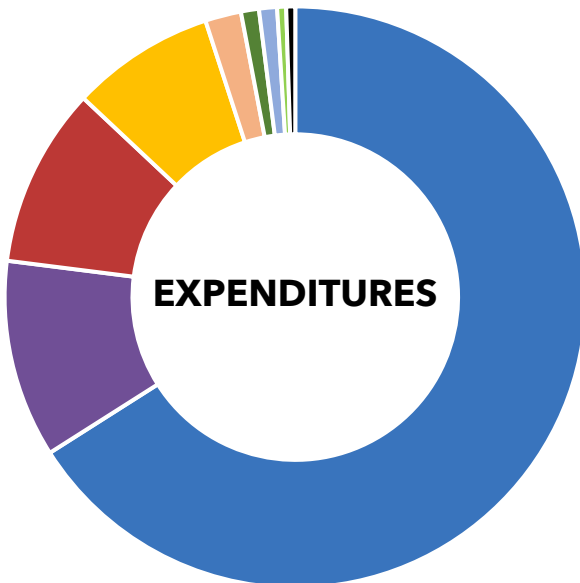
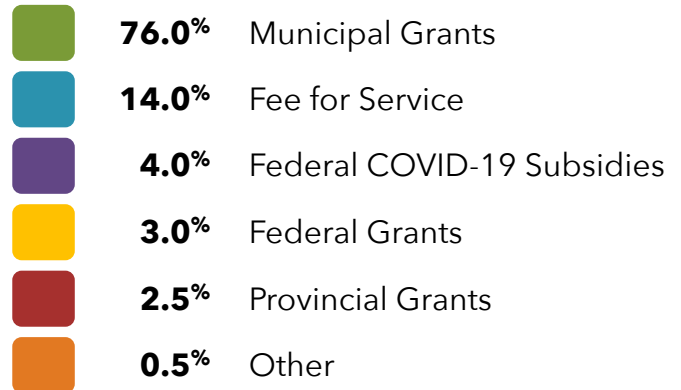
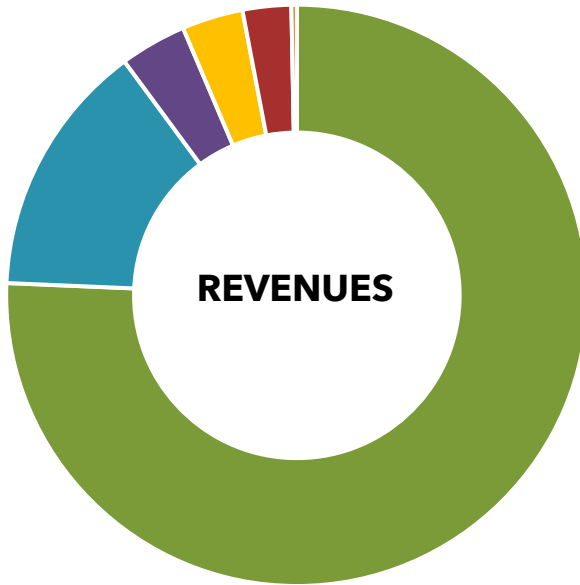
EXPENDITURES	2021	% Total	2020
Salaries	3,732,278	66	3,555,776
Benefits	605,863	11	536,218
Staff & Board Expenses	29,771	0.5	14,693
Direct Program Costs	455,593	8.0	476,143
Communication & IT	113,764	2.0	100,873
Occupancy Costs	565,730	10	548,585
Office	33,002	1.0	26,405
Professional Fee	57,933	1.0	69,369
Amortization	29,716	0.5	30,456
	5,623,650	100	5,358,518

Excess (Deficiency) of Revenue
Over Expenses

31,556

255,530

Financials



Thank You



THANKS TO OUR FUNDING PARTNERS

City of Toronto:

Children's Services Division

Shelter, Support and Housing Administration
Division

Housing Secretariat

Public Health Agency of Canada

Immigration, Refugees & Citizenship Canada

THANKS TO OUR SERVICE PARTNERS

Ontario Ministry of Education

Childcare Learning Branch

Queen St. E. Presbyterian Church

Secord Elementary School

St. Luke's Anglican Church

St. Paul Elementary School

Toronto Catholic District School Board

Toronto District School Board

Toronto Public Health

Toronto Public Library

Unison Health & Community Services

West Toronto Community Legal Services

Yummy Catering Services

Star Team Cleaning

Access Alliance Multicultural Health &
Community Services

Child Development Institute

Children's Book Bank Foundation

City of Toronto, Employment & Social
Services

Clarkson Rouble, LLP

Kriens Larose, LLP

Crescent Town Club Community Centre

Crescent Town Elementary School

Filion Wakely Thorup Angelletti, LLP

Neighbourhood Information Post



947 Queen Street East

Toronto ON, M4M 1J9

familyresources@eyetfrp.ca | www.eyetfrp.ca

Charitable Number 130497795RR0001